



Knowledgebase > Instructional Design & Learning Technology > Zoom > Zoom Access:  
Common Issues and Solutions

---

## Zoom Access: Common Issues and Solutions

Taylor Kahny - 2022-07-14 - Zoom

Zoom is an option for live synchronous class sessions, meetings and events alongside the School's other videoconferencing platform offering, Microsoft Teams. Below we have outlined possible Zoom error messages, their causes, and potential solutions.

### Error Message 1:

#### Something went wrong while you tried signing in with SSO

To further troubleshoot the issue, please contact [your admin](#) and provide the following tracking ID.

WEB\_8d303dd153e6fef2690904b4639e2c10

#### Cause:

You may be using either the incorrect URL or signing into a personal Zoom account rather than Penn's Zoom instance.

#### Solution 1:

**When accessing Zoom for class, a team meeting, or any other school-related event, make sure to use the following URL: [upenn.zoom.us](https://upenn.zoom.us)**

#### Solution 2:

To ensure that you are signing in to the Penn Zoom service, you will need to make sure you are completely signed out of any other Zoom accounts so that you can sign in with your PennKey credentials when you arrive at the [upenn.zoom.us](https://upenn.zoom.us) site.

In addition to accessing your Penn Nursing Zoom account through the URL, you can also download the Zoom application to your desktop, smartphone, or other device. To learn more about Zoom download options, [click here](#).

Once you download the application, make sure you choose to sign in with SSO as shown below:



## Sign In

[Sign Up Free](#)


 [Forgot?](#)


Keep me signed in

Sign In

or

 Sign In with SSO

 Sign In with Google

 Sign In with Facebook

[< Back](#)

After you select this option, you will need to type in "upenn" as the company domain:



## Sign In with SSO

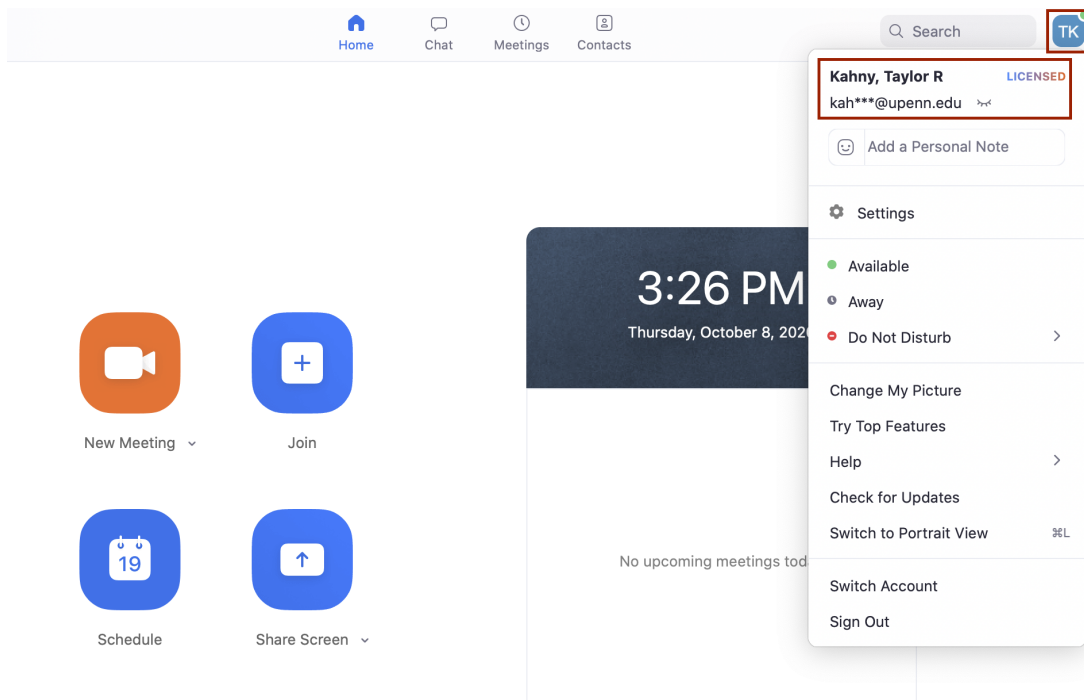
Your company domain  .zoom.us

[I don't know the company domain](#)


Continue

[< Back](#)

Once you are logged into the Zoom application, ensure that you are using the licensed account by clicking your account initials as shown here:



## Error Message 2:

 **Penn**  
UNIVERSITY of PENNSYLVANIA

## Penn Zoom account analysis

Note: any changes to your Zoom access take 30-45 minutes to take effect.

**Penn Zoom status:** You are not permitted to use Penn's Zoom main account, either because you should be using a different link, or for another reason. If you have an account in Zoom, please go to [zoom.us](https://zoom.us) and sign in with your email and password. For help or to get an account please contact your [IT Local Support Provider](#).

### Cause:

It is possible that your school or center has yet to transition to the central Penn Zoom service.

### Solution:

When this is the case, this will require an override from ITS. If you receive the error message shown above, you will need to take a screenshot and attach it to a [Nursing ITS ticket submission](#) so that our team can resolve the issue.

For more information on Zoom access and frequently asked questions, [access our Zoom page on the Nursing ITS website linked here](#).

Additionally, you can access Penn's Information Systems & Computing (ISC) article "[Zoom resources for users](#)."