

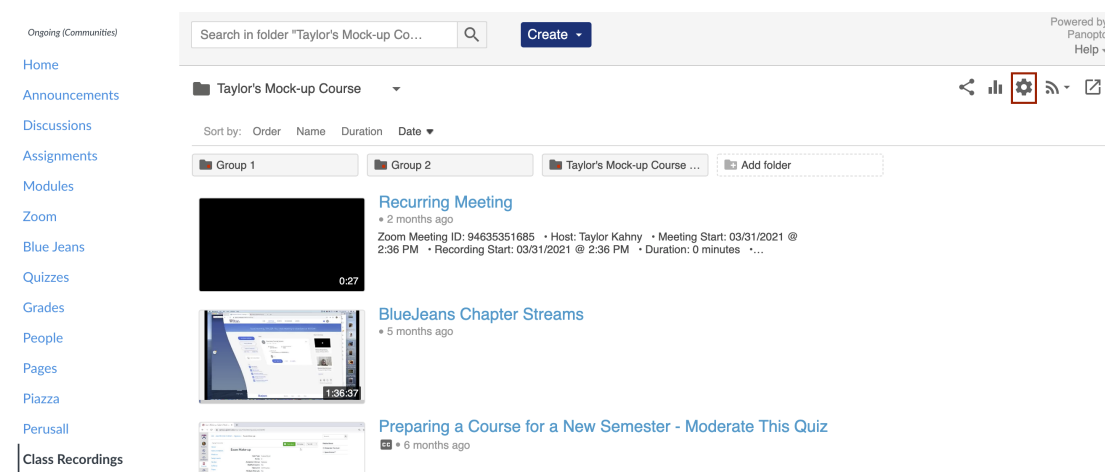
Copying Over Your Panopto/Class Recordings Videos for Each New Semester

Taylor Kahny - 2021-05-28 - [Canvas](#)

Please note: This solution is for courses that have videos embedded on various pages and modules throughout their Canvas sites. However, if you do not have your videos embedded anywhere and you are directly sending students to the Class Recordings tab to view their video content each semester, please contact servicedesk@nursing.upenn.edu with this simple video roll over request.

If you have ever saved video content to the Class Recordings/Panopto tab in your Canvas site, you may have noticed that the content does not copy over to a new semester or future iterations of the course automatically. Although you can request to have your content copied over each semester, it's important to note that you will need to take an additional step for the video content to appear in the newest version of the Canvas site.

If your video content is embedded on various pages, stored under modules, and dispersed throughout the site in a similar manner, the easiest, most efficient way to ensure your new students can access the video content is through the Class Recordings Settings tab of a previous Canvas site containing the videos. When you click on the tab, you'll first need to select the gear icon shown here:



Then, within the Share section of Settings, you can search and invite new groups to both view and create

Taylor's Mock-up Course

Overview

Share

Settings

Search


Order


Manage


Link | [Embed](#)


<https://upenn.hosted.panopto.com/Panopto/Pages/Sess>

Who has access:

 **Specific people**
Only specific users and groups can

 [Taylor's Mock-up Course::Creator](#)

 [Taylor's Mock-up Course::Viewer](#)

 [Taylor Kahny](#)

Invite people:

Enter people, groups, or usernames...

☒ Can view
☐ Can create
☐ Can publish

content:

To do this, type in NURS and the associated course number and year. For example, if the course is N659 and I want to add the Spring 2021A population to a Fall 2020C course, I'll type in NURS 659 2021A to add both the Creator and Viewer groups:

NURS 659-101 2020C Clinical Practicum: PrimaryCare With Young Families

[Learn more](#)



Overview

Share

Settings

Search


Order



Manage



Link | [Embed](#)

<https://upenn.hosted.panopto.com/Panopto/Pages/Sessions/List.aspx?folderID=e0cbb72f-2126-43bd-aa2b-abf401>

Who has access:

 **Specific people**
Only specific users and groups can view or edit sessions in the folder.

 [NURS 659-101 2020C Clinical Practicum: PrimaryCare With Young Families::Creator](#) Can create 

 [NURS 659-101 2020C Clinical Practicum: PrimaryCare With Young Families::Viewer](#) Can view 


Invite people:

nurs 659 

 [NURS 659-101 2020A Clinical Practicum: Primary Care With Young Families::Viewer](#)

 [NURS 659-101 2020C Clinical Practicum: PrimaryCare With Young Families::Creator](#)

 [NURS 659-101 2020C Clinical Practicum: PrimaryCare With Young Families::Viewer](#)

 [NURS 659-101 2021A Clinical Practicum: PrimaryCare With Young Families::Creator](#)

 [NURS 659-101 2021A Clinical Practicum: PrimaryCare With Young Families::Viewer](#)

Once you've added the groups, you'll see them load under the Invite People section and can click to save your changes. You'll also notice I've deselected the box for "Notify people via email":



Overview

Share

Settings

Search




Order

Manage



Link | [Embed](#)

<https://upenn.hosted.panopto.com/Panopto/Pages/Sessions/List.aspx?folderID=e0cbb72f-2126-43bd-aa2b-abf401>

Who has access:

 Specific people Only specific users and groups can view or edit sessions in the folder.			▼
	NURS 659-101 2020C Clinical Practicum: PrimaryCare With Young Families::Creator	Can create	×
	NURS 659-101 2020C Clinical Practicum: PrimaryCare With Young Families::Viewer	Can view	×

Invite people:

	NURS 659-101 2021A Clinical Practicum: PrimaryCare With Young Families::Creator	×
	NURS 659-101 2021A Clinical Practicum: PrimaryCare With Young Families::Viewer	+

Can view ▼

☐ Notify people via email

Save changes

Cancel

Once you complete these steps, the newest group of students will then have access to all of the files found in that specific Class Recordings folder (In the example above, N659 2021A students will have access to N659 2020C videos found in the tab).